

Cut List (makes one of each):
1 x 4:
8 @ 3'-0 1/8"
8 @ 3'-2 1/2"
8 @ 3'-5 1/8"
6 @ 8'-0"
6 @ 7'-4"
6 @ 1'-4"

Brick Wall

Marvel Theatre
Spelling Bee
Flat Construction
Dir.: Jessica Hillman
SM: Bethany Sortman
TD: Drew Van Genderen
ATD: Josh Jansen
Designer: Nick Menge
Date: September 7th, 2011
Scale: 1/2" = 1'-0"
Plate: 1 of 3

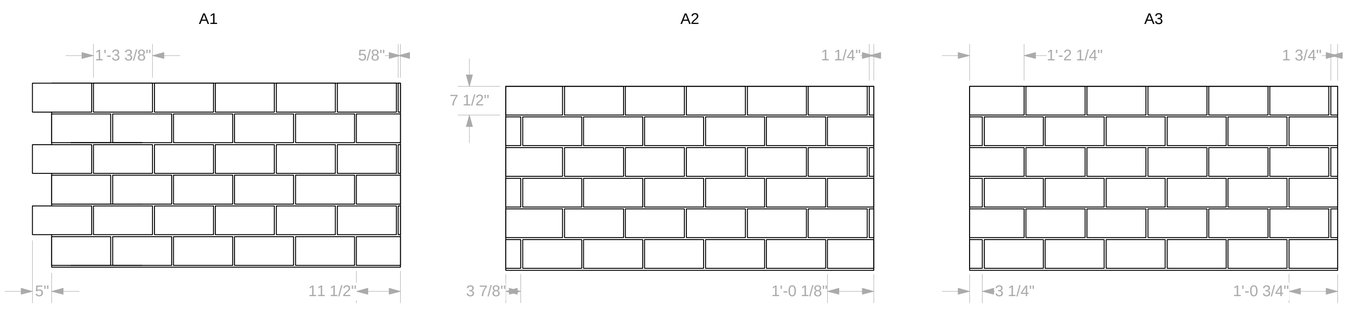

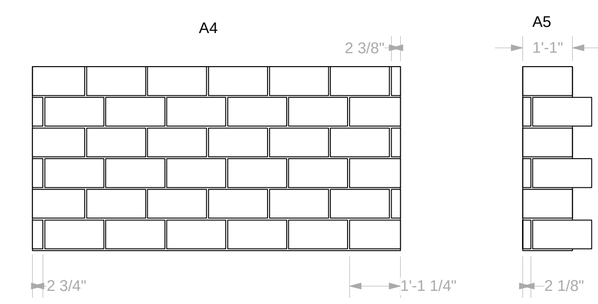

Notes:
1.) Make 4 of each of the A's and only 1 set of the B's, label with the titles given here for each one.
2.) I will provide you with the proper router bit.
3.) Setting up a jig will help keep the sheets steadier.
4.) The mortars are all 1/2" wide.
5.) MAKE SURE TO WEAR YOUR MASKS AND WASH YOUR HANDS! Homasote is a hazardous substance.
6.) Be very wary of the bricks that hang off when storing.
7.) If you wish to make a template, these bricks will all add up to be 7 1/2" x 1'-3 3/8".

Cut List:
Homasote:
16 full sheets
4 @ 7 1/2" x 8'-0"
1 @ 7 1/2" x 1'-1"
4 @ 1'-6" x 4'-0"

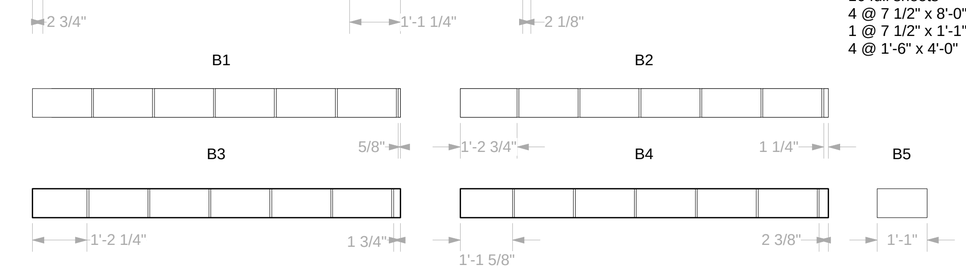

Brick Wall

Marvel Theatre
Spelling Bee
Brick Routes
Dir.: Jessica Hillman
SM: Bethany Sortman
TD: Drew Van Genderen
ATD: Josh Jansen
Designer: Nick Menge
Date: 9/24/2011
Scale: 1/2" = 1'-0"
Plate: 2 of 3

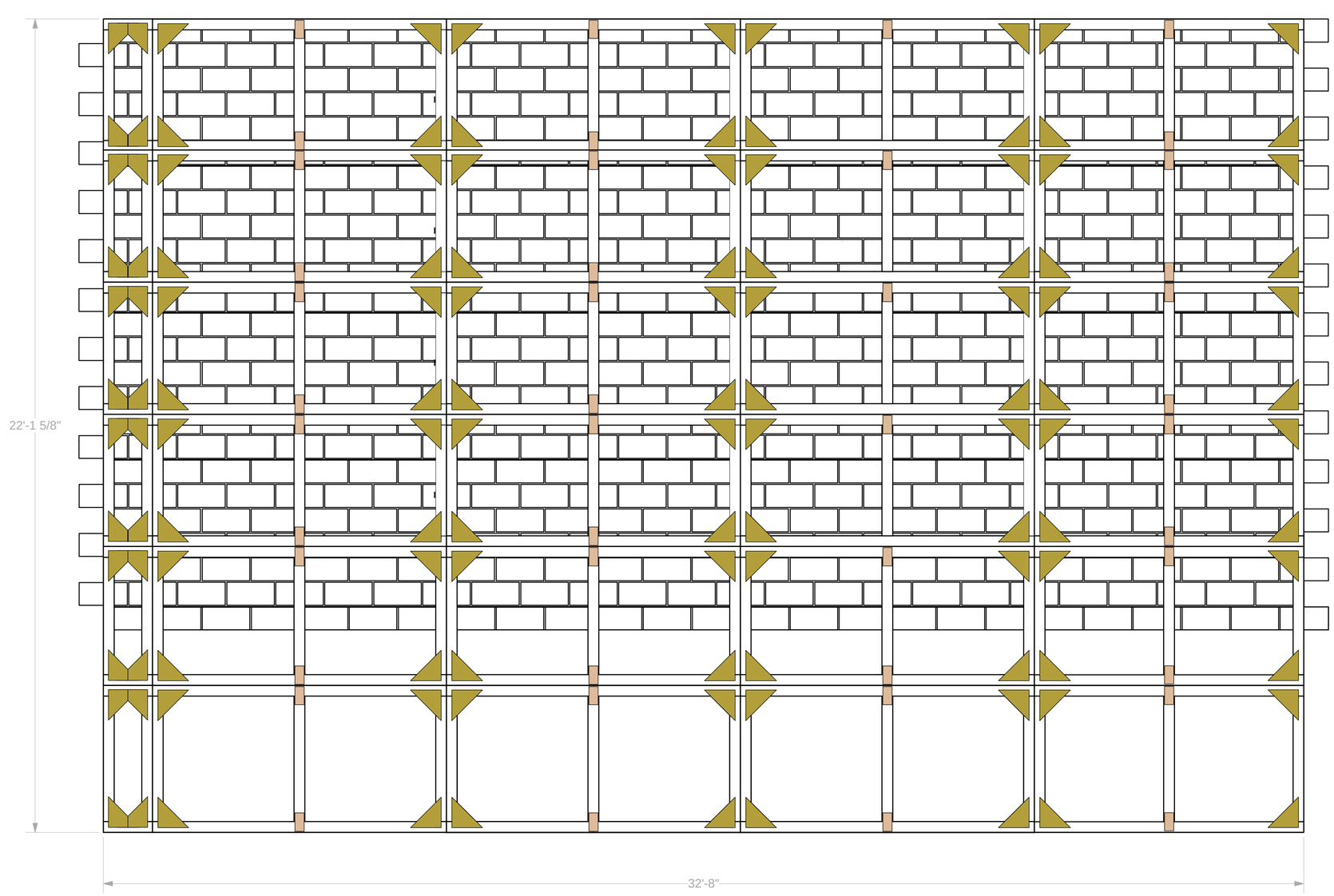

Notes:
Please reference the other draftings for brick sizes and flat dimensions.

Brick Wall

Marvel Theatre
Spelling Bee
Rear Elevation
Dir.: Jessica Hillman
SM: Bethany Sortman
TD: Drew Van Genderen
ATD: Josh Jansen
Designer: Nick Menge
Date: 9/24/2011
Scale: 1/2" = 1'-0"
Plate: 3 of 3